Muster transnationaler sozialer Unterstützung -
strukturelle Analyse ego-zentrierter Netzwerke

Patterns of transnational social support – structural analysis of ego-centered networks

DGS – 2010: Gemeinsame Veranstaltung
der AG Netzwerkforschung und
der Sektion Modellbildung und Simulation

TRANSNATIONALE SOZIALE UNTERSTÜTZUNG

DFG-Graduiertenkolleg 1474 Universität Mainz Universität Hildesheim

Andreas Herz (M. A.), Universität Hildesheim

Outline

- Questions and context
- Method, data and analysis
- Results
  - Three patterns of transnational personal communities
  - Mode of functioning of transnational personal communities (social support)
- Conclusion

Research questions

1. Which patterns of transnational personal communities are observable in context of innereuropean migration?
2. What is their mode of functioning concerning social support? Do the network patterns vary according to average dimensions of social support?

Data

- n=234 Germans living in Great Britain; (n=1382 ties)
- Online-questionnaire:
  - Attributes of egos (migration, geographical mobility, time of residence in GB, age, gender, partner, children)
  - 7 name generator items (social support (6), social conflict (1))
  - 9 name interpreter items for max. 8 alteri: age, gender, context of tie, nationality of alter, country of living, tie duration, frequency of contact, closeness
  - Inter-alter-relationen for max. 8 alteri

Average network

Size	5.91
Density (alter-alter)	.49
Proportion of transnational ties	40
Proportion of relatives	43
Proportion of alteri ger m an nationality	54
Average heterogenity in tie-duration (SD, years)	11.1
Average closeness (1 = very close – 5 = not close at all)	2.0

n=234

Patterns: Analysis

- Analysis based on structural and compositional variables (previous slide)
  - n=217 networks
- Analysis
  - Preparatory: principal component analysis (2 components)
  - hierarchical-agglomerative cluster analysis (WARD, all variables standardized)
  - k-means cluster analysis

Five patterns

	I	II	III	IV	V
Size	3.3	4.4	5.9	5.6	15.6
Density (alter-alter)	.88	.53	.31	.45	.28
Proportion of transnational ties	58	7	33	66	45
Proportion of relatives	80	19	32	45	15
Proportion of germans	70	23	43	81	50
Average heterogenity in tie-duration (SD, years)	14.7	2.9	13.8	13.0	9.1
Average closeness	1.5	2.3	2.4	1.9	2.5
n	41	41	52	56	27

Type I: „dense kin network“

	I	II	III	IV	V
Size	3.3	4.4	5.9	5.6	15.6
Density (alter-alter)	.88	.53	.31	.45	.28
Proportion of transnational ties	58	7	33	66	45
Proportion of relatives	80	19	32	45	15
Proportion of germans	70	23	43	81	50
Average heterogenity in tie-duration (SD, years)	14.7	2.9	13.8	13.0	9.1
Average closeness	1.5	2.3	2.4	1.9	2.5
n	41	41	52	56	27

Type I: „dense kin network“

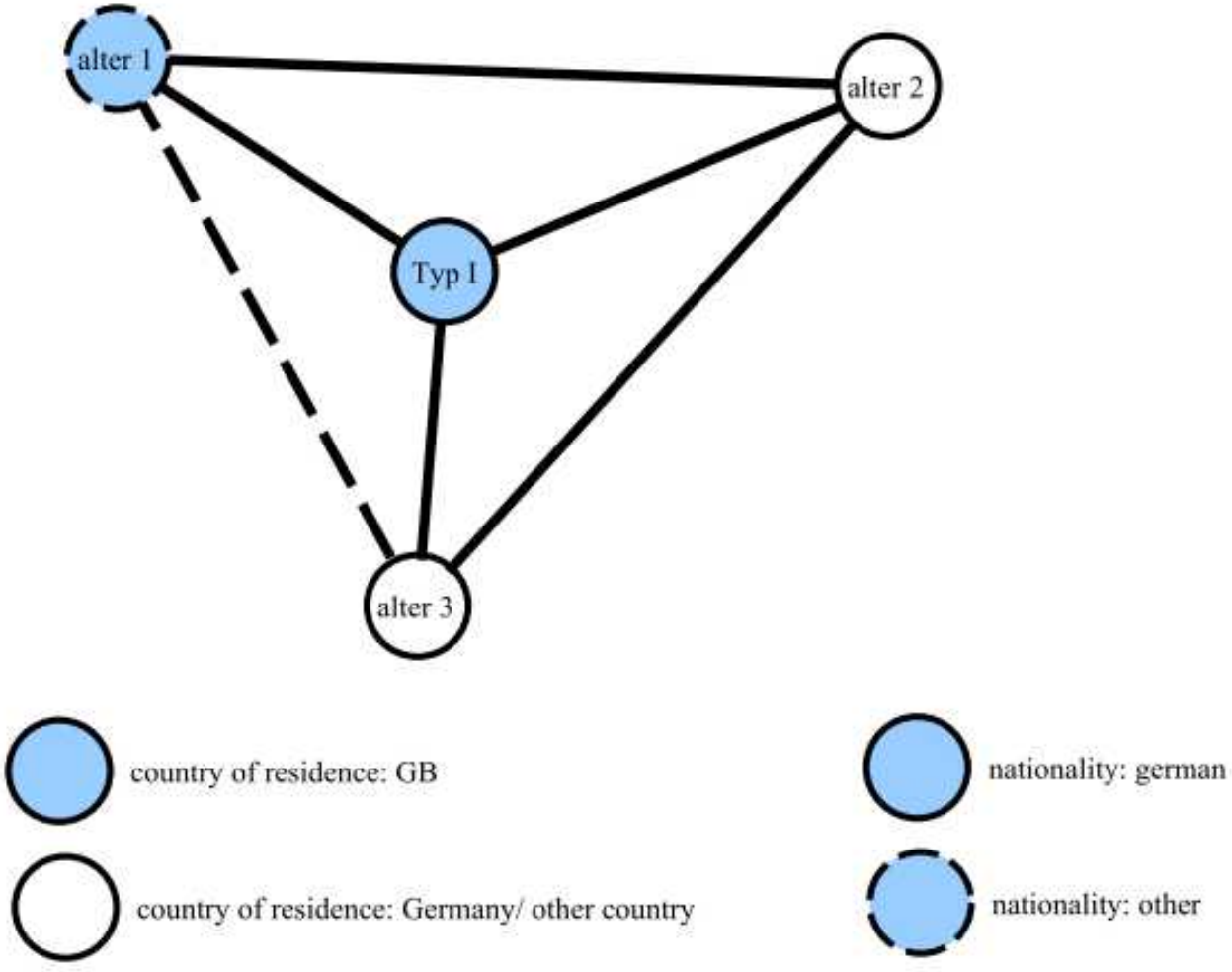

- smallest size
- highest density
- highest proportion of relatives

Type II: „local embedded network“

	I	II	III	IV	V
Size	3,3	4,4	5,9	5,6	15,6
Density (alter-alter)	,88	,53	,31	,45	,28
Proportion of transnational ties	58	7	33	66	45
Proportion of relatives	80	19	32	45	15
Proportion of germans	70	23	43	81	50
Average heterogenity in tie duration (SD, years)	14,7	2,9	13,8	13,0	9,1
Average closeness	1,5	2,3	2,4	1,9	2,5
n	41	41	52	56	27

Type II: „local embedded network“

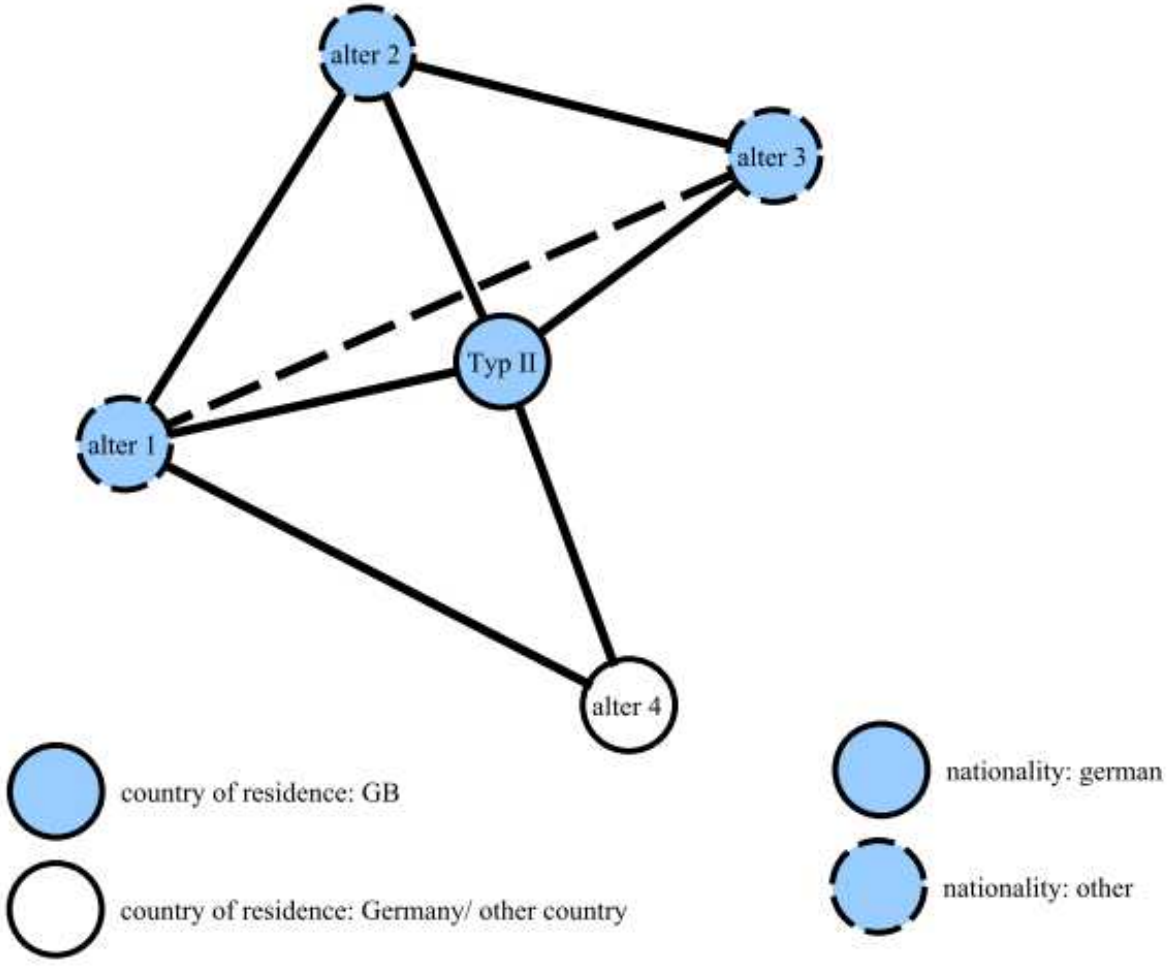

- lowest proportion of transnational ties
- lowest average heterogenity in tie duration

Type V: „transnational hub“

	I	II	III	IV	V
Size	3.3	4.4	5.9	5.6	15.6
Density (alter-alter)	.88	.53	.31	.45	.28
Proportion of transnational ties	58	7	33	66	45
Proportion of relatives	80	19	32	45	15
Proportion of germans	70	23	43	81	50
Average heterogenity in tie-duration (SD, years)	14.7	2.9	13.8	13.0	9.1
Average closeness	1.5	2.3	2.4	1.9	2.5
n	41	41	52	56	27

Type V: „transnational hub“

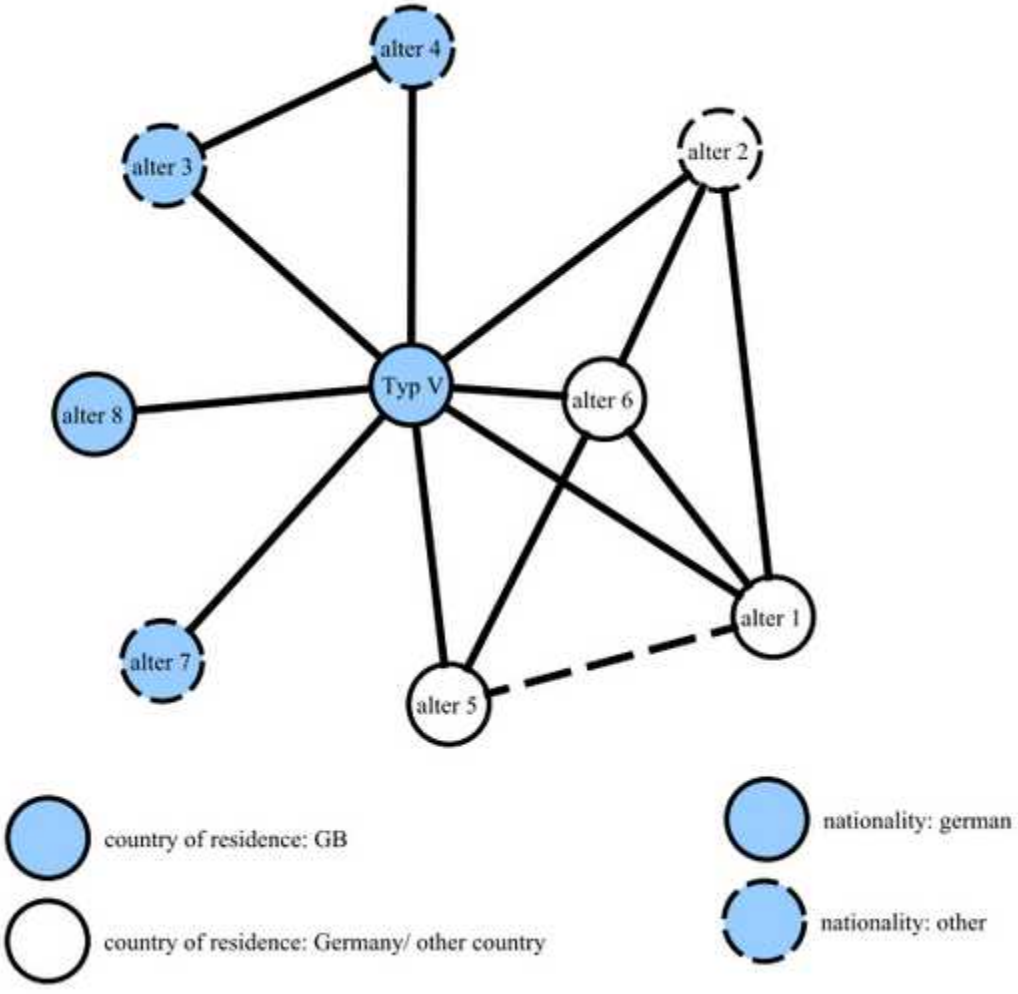

- biggest size
- lowest density
- smallest proportion of relatives

Is the pattern of network structure related to specific form of resource?

- Do the network types vary according to average proportion of alteri providing social support?

Social support according to patterns

Average proportion of alteri in network …

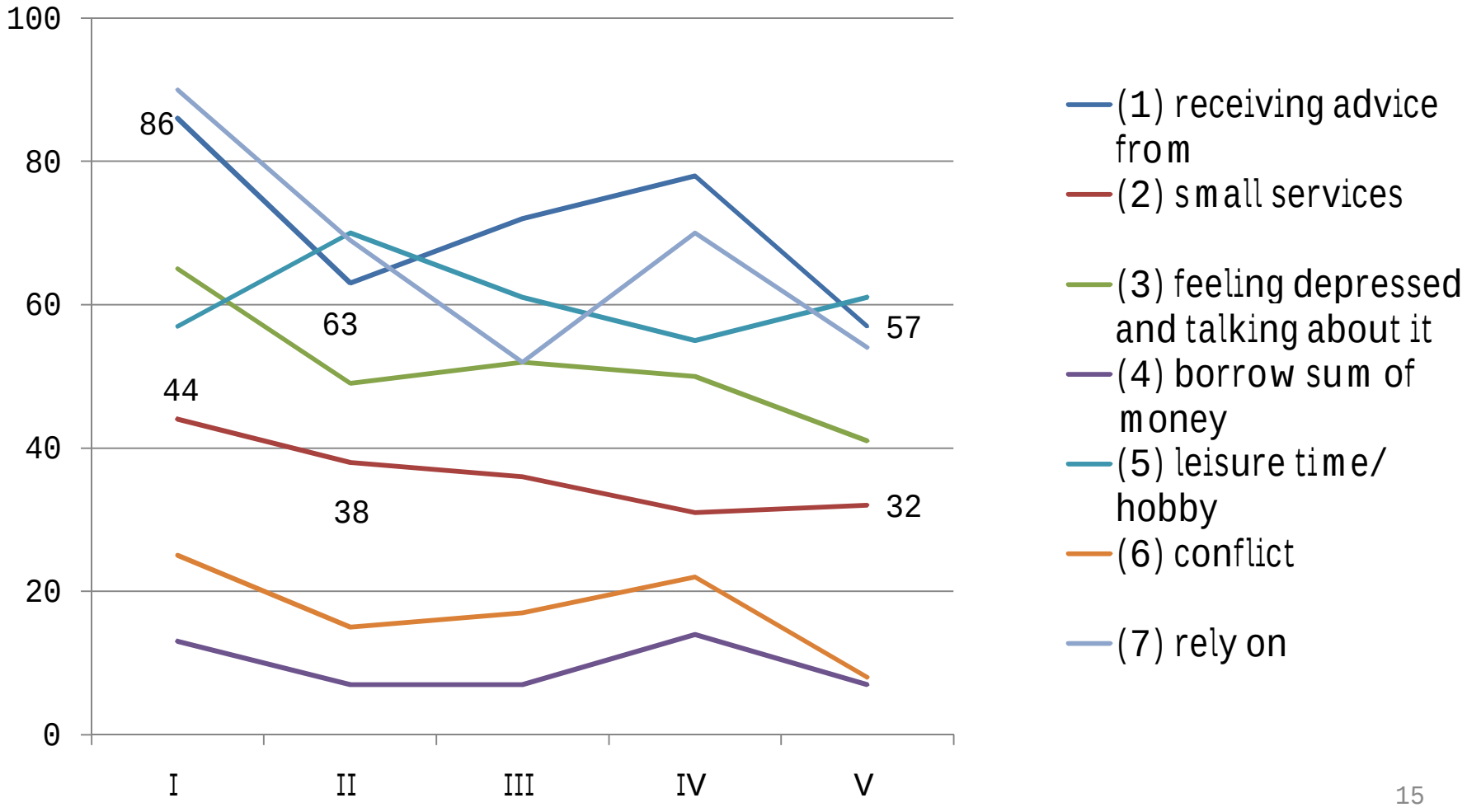

Social support according to patterns

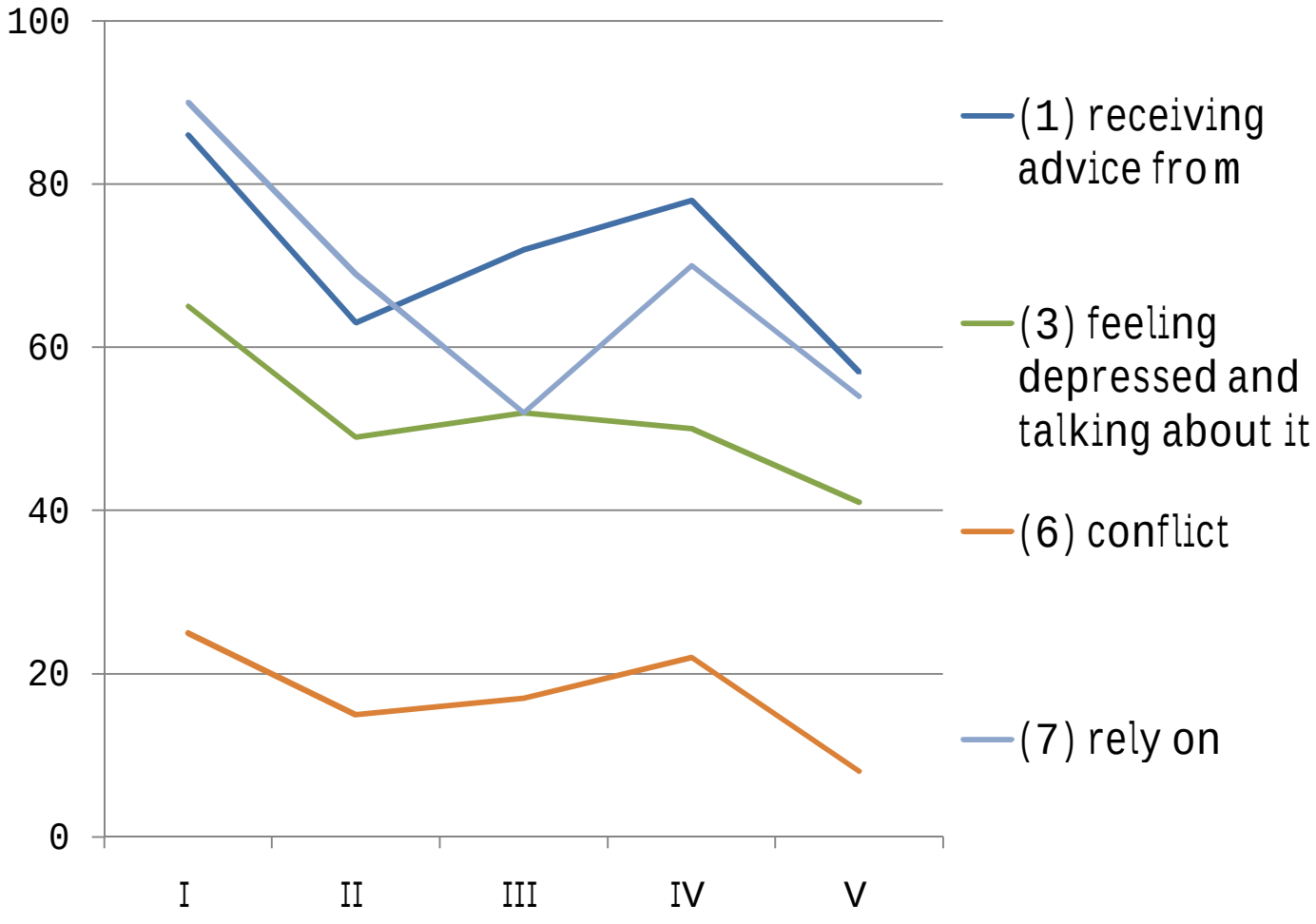

$F(4) = 6.071$, $p < .001$

$F(4) = 3.054$, $p = .018$

$F(4) = 3.208$, $p = .014$

$F(4) = 14.264$, $p < .001$

Conclusion

- There are five different average types of personal communities to identify, which resemble different types of (transnational) personal communities.
- Differences in the mode of functioning of the different network patterns concerning social support less on local – transnational scale; more on dimension of context of relation, size etc.

TRANSNATIONALE
SOZIALE UNTERSTÜTZUNG

DFG-Graduiertenkolleg 1474 | Universität Mainz
Universität Hildesheim

www.transnationalsupport.de

andreas.herz@uni-hildesheim.de